

HOSEDOWN SERIES 2.0

Vapor Tight LED Fixtures

The improved Hosedown Series features LED low bay and high bay fixtures for use in demanding environments requiring vapor tight seals.

Each model includes an injection molded fiberglass body with a sturdy lens to withstand environments where extreme dust and moisture are factors. IP65, IP66, IP67 and IP69K rated and certified to meet NSF Splash Zone 2 and NSF/ANSI STD2.

APPLICATIONS: Food/beverage processing, cold storage warehouses, garden centers, and industrial facilities.

| | |
|--------------|--|
| Project Name | |
| Date | |
| Cat. Number | |
| Type | |



See page 4 for more information

| Housing | Lumen Output ² | Efficacy | Watts | Part Number | Available Lenses |
|-----------------|---------------------------|----------|-------|--------------------------|--|
| 2N 2' Narrow | 5882 | 142 | 42 | HD20S-A1-06K-2N-xx-xx-BC | Clear, Frosted, Clear Ribbed, Frosted Ribbed |
| | 12065 | 158 | 76 | HD20S-A1-12K-2N-xx-xx-BC | |
| 4N 4' Narrow | 6021 | 149 | 40 | HD20S-A1-06K-4N-xx-xx-CL | Clear, Frosted, Clear Ribbed, Frosted Ribbed |
| | 12112 | 147 | 83 | HD20S-A1-12K-4N-xx-xx-CL | |
| | 24419 | 168 | 146 | HD20S-A1-24K-4N-xx-xx-CL | |
| 2W 2' Wide | 18275 | 163 | 112 | HD20S-A1-18K-2W-xx-xx-CL | Clear, Frosted |
| | 24355 | 163 | 149 | HD20S-A1-24K-2W-xx-xx-CL | |
| | 30782 | 163 | 189 | HD20S-A1-30K-2W-xx-xx-CL | |

² Typical (±10%) at 277V (LV), 25°C, 4000K/5000K, Clear Lens, CRI 80+. Lumen Multipliers: 3500K = 0.93 ; Frosted Lens = 0.98 ; Clear Ribbed Lens (BC) = 0.95 ; Frosted Ribbed Lens (BF) = 0.94

FEATURES & SPECIFICATIONS

- Environment:** Wet, high pressure hosedown, interior or exterior applications. **HazLoc Class I, Division 2 available. Suitable for simultaneous use in:** Class I, Division 2, Groups A, B, C, D; Class II, Division 2, Groups F, G; Class III.
- Housing:** UL 94 5VA fiberglass housing (will not melt or burn). Weatherability (f1) rated. Suitable for outdoor use with respect to exposure to ultraviolet light, water exposure and immersion in accordance with UL 746. Capable of handling high pressure water up to 1500psi.
- Latches:** Fixtures come standard with plastic latches. Stainless Steel latches available as an option (SSLCH).
- Mounting:** Cable ready, Surface and Threaded Rod mounting options. Surface mounting reduces ambient range by 5°C for HD20S-A1-18K-2W when mounted flush to a surface and reduces 10°C for HD20S-A1-12K-2N, HD20S-A1-12K-4N, HD20S-A1-24K-2W, HD20S-A1-30K-2W. Cable kit sold separately. MBR for 2W body sold separately.
- LED:** 3500K¹⁴, 4000K and 5000K standard, other CCT available.

- Lenses:** UV stabilized acrylic, Clear, Frosted, Clear Ribbed and Frosted Ribbed (depending on model). Polycarbonate lens options available as an option (PC).
- Warranty:** 5-year standard. Up to 10-year optional.

POWER & CONTROL

- Power Input:** 120-277V or 347-480V (50/60Hz), typical, depending on model.
- Dimming:** 0-10V standard. Capable of dimming down to 10%.
- Power Factor:** Greater than 0.9 (0.96-0.99 typical).
- Occupancy Sensors:** Optional - factory installed microwave sensors for motion and daylight harvesting.
- Emergency Battery Backup:** Initial lumen output is 2200-2400 lumens, thereafter EMB produces 1900-2000 lumens for a minimum of 90 minutes. 16 watts initial output. EMB fixtures 0°C to 45°C (32°F to 122°F). Not to exceed ambient of fixture.¹⁵

ORDERING EXAMPLE

Base Fixture: **HD20S-A1-12K-2N-50-80-BF-LV-MLT-10V**

Base Fixture with Options: **HD20S-A1-12K-2N-50-80-BF-LV-MLT-MWOCC-15CL715-WPPLG-SSLCH-10V**

DLC Number: **HD20S-A1-12K-2N-50-80-BF-LV-(xxx)-10V**

| SELECT ONE | | SELECT ONE | SELECT ONE | SELECT ONE | SELECT ONE |
|-------------------------------|-------------------------------|----------------------------------|---|--|------------------|
| Series-Compliance-Model | | Color Temp ⁴ | CRI | Lens | Voltage |
| HD20S-A1-06K-2N ¹³ | HD20S-A1-18K-2W | 35 ¹⁴ | 80 | CL | LV |
| HD20S-A1-06K-4N | HD20S-A1-24K-2W | 3500K | (Standard) | Clear Lens | 120-277V |
| HD20S-A1-12K-2N ¹³ | HD20S-A1-30K-2W ¹⁵ | 40 | Other CRI available upon request ⁷ | FR | HV ¹⁸ |
| HD20S-A1-12K-4N | | 4000K | | Frosted Lens | 347-480V |
| HD20S-A1-24K-4N | | 50 | | BC ⁹ | |
| | | 5000K | | Clear Ribbed Lens, 2N and 4N housings only | |
| | | Other CCT available upon request | | BF ⁹ | |
| | | | | Frosted Ribbed Lens, 2N and 4N housings only | |

| SELECT ONE | SELECT ONE IF APPLICABLE, IF NONE, LEAVE BLANK AND MOVE TO CORD & PLUG | SELECT ONE IF APPLICABLE, IF NONE, LEAVE BLANK, MOVE TO OPTION | SELECT AS MANY AS APPLICABLE, SEPARATE EACH WITH "-". IF NONE, LEAVE BLANK, MOVE TO DIMMING | 10V | |
|--|--|--|---|---|--|
| Mounting | Occupancy Sensors – No OCC sensor (Standard) | Cord & Plug – No cord/plug (Standard) ^{4,8} | Option ⁴ | Dimming | |
| <p>Narrow Body Housing, 2N and 4N only</p> <p>MLT^{3,5,9}</p> <p>Multi Mount Bracket is stainless steel and includes hangers and ability to flush mount, cable mount or accept threaded rod. 2N and 4N ONLY.</p> <p>Wide Body Housing 2W Only</p> <p>CRM^{5,10}</p> <p>Cable-ready (standard) 2W Only</p> <p>Other mounting options available. Please see Accessories.</p> | <p>MWOCC^{4,13,16,18}</p> <p>Microwave OCC Sensor, with photocell, 10-20' mounting height</p> <p>DOCC^{4,13,16,18,19}</p> <p>High Frequency Doppler Occ Sensor, with ambient light sensing, 10-30' mounting height</p> <p>HV units with MWOCC and DOCC have a High Voltage Transformer installed. HV sensors only available on 4N and 2W housings.</p> | <p>6' 18AWG CORD, WHITE WITH THE FOLLOWING-</p> <p>CW^{4,7}</p> <p>Cord, 15A, no plug</p> <p>15' 18AWG CORD, WHITE WITH THE FOLLOWING-</p> <p>15CW^{4,7}</p> <p>Cord, 15A, no plug</p> <p>15DW^{4,7}</p> <p>Dimming cord, 15A, 5-wire, no plug</p> <p>15CL515^{4,7}</p> <p>Cord, 15A, locking plug 120V (L5-15P)</p> <p>15CL715^{4,7}</p> <p>Cord, 15A, locking plug 277V (L7-15P)</p> <p>15CL720^{4,7}</p> <p>Cord, 20A, locking plug 277V (L7-20P)</p> <p>15CL2420^{4,7}</p> <p>Cord, 20A, locking plug 347V (L24-20P)</p> <p>15CL820^{4,7}</p> <p>Cord, 20A, locking plug 480V (L8-20P)</p> <p>Other cord options available, contact factory</p> | <p>6', 10' OR 15' 18AWG FOOD GRADE CORD, YELLOW, WITH THE FOLLOWING-</p> <p>CWF^{4,7}</p> <p>Food Grade, yellow cord, 15A, no plug</p> <p>10CWF^{4,7}</p> <p>Food Grade, yellow cord, 15A, no plug</p> <p>15CWF^{4,7}</p> <p>Food Grade, yellow cord, 15A, no plug</p> <p>15EWF^{4,7}</p> <p>Food Grade, yellow cord, 15A, 4 wire for EMB, no plug</p> <p>15CL715F^{4,7}</p> <p>Food Grade, yellow cord, 15A, locking plug 277V (L7-15P)</p> <p>15CL720F^{4,7}</p> <p>Food Grade, yellow cord, 20A, locking plug</p> <p>Other cord options available, contact factory</p> | <p>EMB^{1,4,8,15}</p> <p>Emergency battery back-up. LV Only.</p> <p>QDC⁴</p> <p>Driver Quick Disconnect</p> <p>SRG⁴</p> <p>Fixture installed Surge Protector, 10kA</p> <p>WPSLV⁴</p> <p>Waterproof sleeve</p> <p>WPPLG^{4,12}</p> <p>Waterproof plug end for cords. Plug option selected is waterproof.</p> <p>LNT^{4,10}</p> <p>Lens Tether</p> <p>SSLCH⁴</p> <p>Stainless steel latches, priced per chassis</p> <p>HZLOC^{15,16}</p> <p>C1D2 and C2D2</p> <p>PC</p> <p>Chosen Lens made from Polycarbonate</p> <p>CTRLR^{4,6,15}</p> <p>Control Ready 5-wire harness (factory installed)</p> <p>CTRL^{4,6,15,17,18}</p> <p>Fixture installed EnOcean Control module. 120-277V Wire-in Relay, 16A, 0-10V. HV units with CTRL will have a High Voltage Transformer installed.</p> | <p>10V</p> <p>0-10V Interface (Standard)</p> |

When submitting for utility incentives and rebates, please use catalog numbers

When ordering OPTIONS, separate each option with a "-". Catalog number always ends with dimming selection "10V"

ACCESSORIES

Must be ordered separately. Packaged separately.

| Type | Part Number | Description |
|---|--------------|--|
| Flush Mount Bracket (2W only) ¹⁰ | FM2WSS | Flush mounting bracket for 2W body only, stainless steel |
| Hanger (2W only) ¹⁰ | VHOOK2WSS | 2W body only. Kit includes two stainless steel V hangers. Order fixture with CRM mounting option. |
| Rigid Pendant Mount (2W only) ¹⁰ | PENDSS | Rigid mounting bracket for 2W body style only. Allows for pendant mount. Qty 2 each. |
| 45 Degree Angle Mount (2N, 4N only) | 45M | 45 Degree Mounting Bracket, 1 Pair (2N and 4N housings only) |
| Cable Kit | CABLEKIT | Kit includes two, 10ft. aircraft "Y" cables and snap hooks (one pair). |
| Cable Kit 2P ⁹ | CABLEKIT2P | Kit includes two, 10ft. aircraft straight cables. For use with Narrow Body fixtures only, 2N and 4N. Can be used with wide body, provided V Hangers are also purchased (sold separately). |
| Stainless Steel Cable Kit | CABLEKITSS | Kit includes two, 10ft. aircraft "Y" cables and snap hooks (one pair). Stainless Steel. |
| Stainless Steel Cable Kit 2P ⁹ | CABLEKIT2PSS | Kit includes two, 10ft. aircraft straight cables. For use with Narrow Body fixtures only, 2N and 4N. Can be used with wide body, provided V Hangers are also purchased (sold separately). Stainless Steel. |
| Stainless Steel Plate Mount | PLATESS | Includes stainless steel plate and 4 stainless steel cables for stem mounting. |
| Replacement Power Supply | | Contact factory for details. |
| EnOcean Controls (for use with EnOcean control module, CTRL) | | |
| Single Rocker | ENSR | EnOcean Control Single Rocker |
| Double Rocker | ENDR | EnOcean Control Double Rocker |
| Wall Occupancy Sensor | ENWLOCC | EnOcean Control Wall OCC |
| Ceiling Occupancy Sensor | ENCLOCC | EnOcean Control Ceiling OCC |
| Ceiling Daylight Sensor | ENDAY | EnOcean Control Daylight Sensor |
| Software | ENSFT | EnOcean Control Navigan Commissioning Software |

| WARRANTY UPGRADES | | |
|---------------------------|--------------------------|--|
| Type | Part Number | Description |
| 7-Year Extended Warranty | FLS-EXTENDED-WARRANTY-7 | Extends coverage for parts for a total of 7 years |
| 10-Year Extended Warranty | FLS-EXTENDED-WARRANTY-10 | Extends coverage for parts for a total of 10 years |
| 10-Year Premium Warranty | 10PREMIUM | 10-year coverage for parts, lumen maintenance (L70) and labor reimbursement of \$300 per fixture |

END NOTES

- EMB fixture operating temperature is 32°F to 122°F (0°C to 45°C). Not to exceed Max Ambient of fixture. Limited switch cycles under -20°C. We recommend not turning units off if used in continual -20°C to -40°C environment, dim to 10% if needed.
- Typical (±10%) at 277V (LV), 25°C, 4000K/5000K, Clear Lens, CRI 80+. Lumen Multipliers: 3500K = 0.93 ; Frosted Lens = 0.98 ; Clear Ribbed Lens (BC) = 0.95 ; Frosted Ribbed Lens (BF) = 0.94
- Threaded rod and/or cables not included. Optional CABLEKIT2P available.
- Optional add-on. See price list for pricing.
- Optional CABLEKIT ordered separately. See ACCESSORIES.
- 120-277V only.
- All cords are 18/3 AWG, 600V, and white. Food Grade Cords 18/3 AWG (18/4 for 15EWF), SEOW/SOOW, 600V and yellow. Food grade cords have waterproof plugs.
- Consult factory for orders requiring EMB. 12K and 6K lumen version only available in 4N chassis.
- 2N and 4N Housing only.
- 2W Housing only.
- Dimensions listed are for the fixture only. See dimensional drawings for measurements with mounting hardware. Weights are approximate and vary by model, if weight is a concern, please contact factory. Weight changes when battery backup is added.
- WPPLG not available for L-820 configuration.
- High Voltage (347-480V) applications using sensors will utilize a High Voltage Step Down Transformer (HVT). The transformer and LV drivers allow optional sensor use in HV (347-480V) applications. Increases wattage ~8%. Units using the HVT are not DLC listed. When used with 24K-2W and 30K-2W, max ambient is 35°C (95°F). The sensor will be set from the factory at 75% sensitivity and a 10-minute delay. Not available on 2N frame.
- 3500K is not DLC listed.
- EMB not available on HD20S-A1-30K-2W and 2N models. EMB, CTRL, CTRLR not available with C1D2.
- C1D2 and C2D2 ratings as follows --
Class I, Division 2, Groups A, B, C, D
Class II, Division 2, Groups F, G; Class III
T5, -25°C to 40°C (-13°F to 104°F) for 18K-2W, xxK-2N and xxK-4N
T5, -25°C to 35°C (-13°F to 95°F) for 24K-2W and 30K-2W.
MWOC and DOCC not available with C1D2
- CTRL additional accessories required for full functionality. See ACCESSORIES for available add-on options.
- SRG (10kA protection) is standard option on all HV fixtures.
- Extended lead time.

PROJECTED LUMEN MAINTENANCE

TM-21 from initial lumens (based on 24/7 operation)

HD20S-A1-06K-2N / HD20S-A1-06K-4N

| Ambient | Year 1 | Year 5 | Year 10 | L70 (calculated) |
|---------|--------|--------|---------|------------------|
| 25°C | 99.91% | 95.48% | 90.44% | 295,000 hours |
| 40°C | 99.50% | 94.49% | 88.57% | 247,000 hours |

HD20S-A1-12K-2N

| Ambient | Year 1 | Year 5 | Year 10 | L70 (calculated) |
|---------|--------|--------|---------|------------------|
| 25°C | 99.55% | 97.70% | 88.98% | 256,000 hours |
| 40°C | 99.24% | 93.57% | 86.93% | 216,000 hours |

HD20S-A1-12K-4N / HD20S-A1-24K-4N

| Ambient | Year 1 | Year 5 | Year 10 | L70 (calculated) |
|---------|--------|--------|---------|------------------|
| 25°C | 99.44% | 94.16% | 87.97% | 235,000 hours |
| 40°C | 99.11% | 92.96% | 85.80% | 194,000 hours |

HD20S-A1-18K-2W / HD20S-A1-24K-2W

| Ambient | Year 1 | Year 5 | Year 10 | L70 (calculated) |
|---------|--------|--------|---------|------------------|
| 25°C | 99.44% | 94.16% | 87.97% | 235,000 hours |
| 40°C | 99.03% | 92.56% | 85.07% | 189,000 hours |

HD20S-A1-30K-2W

| Ambient | Year 1 | Year 5 | Year 10 | L70 (calculated) |
|---------|--------|--------|---------|------------------|
| 25°C | 99.63% | 95.09% | 89.07% | 274,000 hours |
| 35°C | 99.49% | 94.41% | 88.42% | 274,000 hours |

LUMEN AMBIENT TEMPERATURE FACTOR

| Ambient Temp. | 35°C | 40°C | 45°C |
|------------------|------|------|------|
| Lumen Multiplier | 0.99 | 0.98 | 0.98 |

LISTINGS & CERTIFICATIONS

- ETL listed (UL 1598), CSA 22.2
- DesignLights™ Consortium (DLC) Premium Listed
- Suitable for wet location. Covered ceiling not required to maintain wet location listing or IP ratings
- NSF/ANSI STD2
- IP65, IP66, IP67 and IP69K rated and certified to meet NSF Splash Zone 2
- NEMA 4X rated
- IK07 rated
- EMI: Title 47 CFR 15 Class A, ICES-005
- RoHS compliant
- LM-79, LM 80 and TM-21 tests and reports are performed in accordance to IESNA standards, per TM-21

AMBIENT RANGE OPERATION¹

-40°C to 40°C (-40°F to 104°F) for xxK-2N, 18K-2W, 24K-2W and xxK-4N

-40°C to 35°C (-40°F to 95°F) for 30K-2W

Surface mounting reduces ambient range by 5°C for HD20S-A1-18K-2W and by 10°C for HD20S-A1-12K-2N, HD20S-A1-12K-4N, HD20S-A1-24K-2W, HD20S-A1-30K-2W.

HAZARDOUS LOCATION

Class I, Division 2, Groups A, B, C, D

Class II, Division 2, Groups F, G; Class III

T5, -25°C to 40°C (-13°F to 104°F) for 18K-2W, xxK-2N and xxK-4N

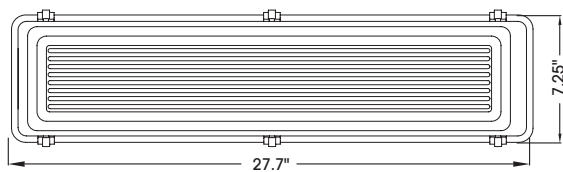
T5, -25°C to 35°C (-13°F to 95°F) for 24K-2W and 30K-2W

DIMENSIONS & DRAWINGS

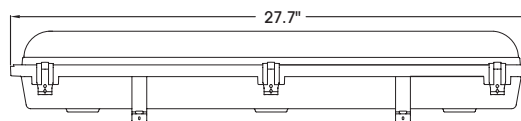
| Model | Length (in) | Width (in) | Height (in) | Weight (lb) |
|-------|-------------|------------|-------------|-------------|
| 2N | 27.7 | 7.25 | 4.8 | ~9 |
| 4N | 51.8 | 5.02 | ~14 | |
| 2W | 27.3 | 15.2 | 5.9 | ~17 |

Weights are approximate and vary by model, if weight is a concern, please contact factory.

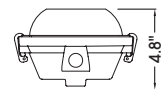
2N



TOP VIEW

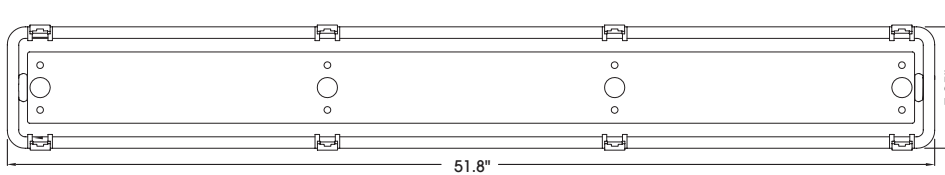


SIDE VIEW - FROSTED

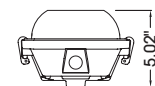


END VIEW - FROSTED

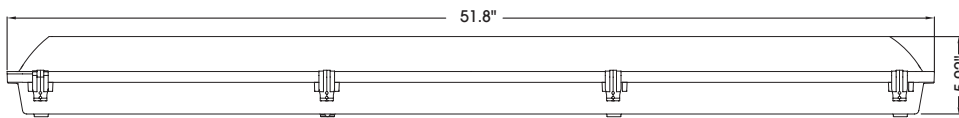
4N



TOP VIEW

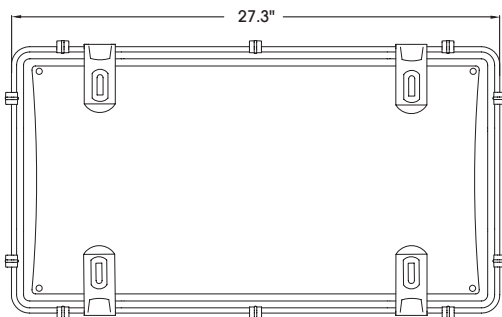


END VIEW - FROSTED

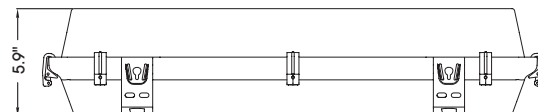


SIDE VIEW - FROSTED

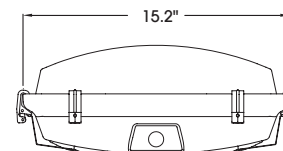
2W



TOP VIEW



SIDE VIEW



END VIEW



Flex Lighting Solutions

(+1) 913-851-3000

lighting@flex.com

www.flexlightingsolutions.com

7320 W 162nd St.

Overland Park, KS

66085, USA

7825 Ridgepoint Dr.

Irving, TX

75063, USA

6201 America Center Dr.

San Jose, CA

95002, USA

All specifications subject to change without notice. Please see www.flexlightingsolutions.com for latest information. All values are typical or design values and series averages. Actual performance may differ as a result of end-user environments and applications. Consult Flex Lighting Solutions with specific inquiries. Copyright © 2020, Flex. All rights reserved. No part of this document may be reproduced in any form without the prior written permission of Flex.