

Hosedown Series 2.0

Enclosed and Gasketed LED Luminaires

The improved Hosedown Series features LED high bay fixtures for use in demanding environments requiring vaportight seals. Each model includes an injection molded fiberglass body with a sturdy lens to withstand environments where extreme dust and moisture are factors. **IP65, IP66, IP67 and IP69K** rated and certified to meet NSF Splash Zone 2.

Applications: Food/beverage processing, cold storage warehouses, garden centers, and industrial facilities.



Project Name	
Date	
Cat. Number	
Type	



Housing	Lumen Output ²	Efficacy	Watts	Part Number	Available Lenses
2N 2' Narrow	5882	142	42	HD20S-A1-06K-2N-xx-xx-BC	Clear Ribbed, Frosted Ribbed
	12065	158	76	HD20S-A1-12K-2N-xx-xx-BC	
4N 4' Narrow	6021	149	40	HD20S-A1-06K-4N-xx-xx-CL	Clear, Frosted, Clear Ribbed, Frosted Ribbed
	12112	147	83	HD20S-A1-12K-4N-xx-xx-CL	
	24419	168	146	HD20S-A1-24K-4N-xx-xx-CL	
2W 2' Wide	18275	163	112	HD20S-A1-18K-2W-xx-xx-CL	Clear, Frosted
	24355	163	149	HD20S-A1-24K-2W-xx-xx-CL	
	30782	163	189	HD20S-A1-30K-2W-xx-xx-CL	

²Typical at 277V (LV) and (25°C), 4000K/5000K, Clear Lens, +/-10%. Typical CRI 80+. 3500K multiplier is 0.93. Frosted Lens multiplier is 0.98. Clear Ribbed Lens (BC) multiplier is 0.95. Frosted Ribbed Lens (BF) multiplier is 0.94

Features & Specifications

- Environment:** Wet, high pressure hosedown, interior or exterior applications. **HazLoc Class I, Division 2 available. Suitable for simultaneous use in:** Class I, Division 2, Groups A, B, C, D; Class II, Division 2, Groups F, G; Class III
- Housing:** UL 94 5VA fiberglass housing (will not melt or burn). Weatherability (f1) rated. Suitable for outdoor use with respect to exposure to ultraviolet light, water exposure and immersion in accordance with UL 746. Capable of handling high pressure water up to 1500psi.
- Latches:** Fixtures come standard with plastic latches. Stainless Steel latches available as an option (SSLCH).
- Lenses:** UV stabilized acrylic, Clear, Frosted, Clear Ribbed and Frosted Ribbed (depending on model). Polycarbonate lens options available as an option (PC).
- Mounting:** Cable ready, Surface and Threaded Rod mounting options. Surface mounting reduces ambient range by 5°C for HD20S-A1-18K-2W when mounted flush to a surface and reduces 10°C for HD20S-A1-12K-2N, HD20S-A1-12K-4N, HD20S-A1-

24K-2W, HD20S-A1-30K-2W. Cable kit sold separately. MBR for 2W body sold separately.

- LED:** 3500K¹⁴, 4000K and 5000K standard, other CCT available.
- Warranty:** 5-year standard. Up to 10-year optional.

Power & Control

- Power Input:** 120-277V or 347-480V (50/60Hz), typical, depending on model.
- Dimming:** 0-10V dimming standard. Capable of dimming down to 10%.
- Power Factor:** Greater than 0.9 (0.96-0.99 typical)
- Occupancy Sensors:** Optional - factory installed microwave sensors for motion and daylight harvesting.
- Emergency Battery Backup:** Initial lumen output is 2200-2400 lumens, thereafter EMB produces 1900-2000 lumens for a minimum of 90 minutes. 16 watts initial output. EMB fixtures 0°C to 45°C (32°F to 122°F). Not to exceed ambient of fixture.¹⁵

Ordering Example

Base Fixture: **HD20S-A1-12K-2N-50-80-BF-LV-MLT-10V**

Base Fixture with Options: **HD20S-A1-12K-2N-50-80-BF-LV-MLT-MWOCC-15CL715-WPPLG-SSLCH-10V**

DLC Number: **HD20S-A1-12K-2N-50-80-BF-LV-(xxx)-10V**

SELECT ONE		SELECT ONE	SELECT ONE	SELECT ONE	SELECT ONE
Series-Compliance-Model		Color Temp ⁴	CRI	Lens	Voltage
HD20S-A1-06K-2N ¹³	HD20S-A1-18K-2W	35 ¹⁴	80	CL	LV
HD20S-A1-06K-4N	HD20S-A1-24K-2W	3500K	(Standard)	Clear Lens, 4N and 2W housings only	120-277V
HD20S-A1-12K-2N ¹³	HD20S-A1-30K-2W ¹⁵	40	Other CRI available upon request ⁷	FR	HV ¹⁸
HD20S-A1-12K-4N		4000K		Frosted Lens, 4N and 2W housings only	347-480V
HD20S-A1-24K-4N		50		BC ⁹	
		5000K		Clear Ribbed Lens, 2N and 4N housings only	
		Other CCT available upon request		BF ⁹	
				Frosted Ribbed Lens, 2N and 4N housings only	

SELECT ONE	SELECT ONE IF APPLICABLE, IF NONE, LEAVE BLANK AND MOVE TO CORD & PLUG	SELECT ONE IF APPLICABLE, IF NONE, LEAVE BLANK, MOVE TO OPTION	SELECT AS MANY AS APPLICABLE, SEPARATE EACH WITH "-". IF NONE, LEAVE BLANK, MOVE TO DIMMING	10V	
Mounting	Occupancy Sensors – No OCC sensor (Standard)	Cord & Plug – No cord/plug (Standard) ^{4, 8}	Option ⁴	Dimming	
<p>Narrow Body Housing, 2N and 4N only</p> <p>MLT^{3, 5, 9}</p> <p>Multi Mount Bracket is stainless steel and includes hangers and ability to flush mount, cable mount or accept threaded rod. 2N and 4N ONLY.</p> <p>Wide Body Housing 2W Only</p> <p>CRM^{5, 10}</p> <p>Cable-ready (standard) 2W Only</p> <p>Other mounting options available. Please see Accessories.</p>	<p>MWOCC^{4, 13, 16, 18}</p> <p>Microwave Occ Sensor, w/photocell, 10-30' mounting height</p> <p>Standard 120-277V only</p> <p>HV units with MWOCC will have a High Voltage Transformer installed</p>	<p>6' 18AWG CORD, WHITE WITH THE FOLLOWING-</p> <p>CW^{4, 7}</p> <p>Cord, 15A, no plug</p> <p>15' 18AWG CORD, WHITE WITH THE FOLLOWING-</p> <p>15CW^{4, 7}</p> <p>Cord, 15A, no plug</p> <p>15DW^{4, 7}</p> <p>Dimming cord, 15A, 5-wire, no plug</p> <p>15CL515^{4, 7}</p> <p>Cord, 15A, locking plug 120V (L5-15P)</p> <p>15CL715^{4, 7}</p> <p>Cord, 15A, locking plug 277V (L7-15P)</p> <p>15CL720^{4, 7}</p> <p>Cord, 20A, locking plug 277V (L7-20P)</p> <p>15CL2420^{4, 7}</p> <p>Cord, 20A, locking plug 347V (L24-20P)</p> <p>15CL820^{4, 7}</p> <p>Cord, 20A, locking plug 480V (L8-20P)</p> <p>Other cord options available, contact factory</p>	<p>15' 18AWG FOOD GRADE CORD, YELLOW, WITH THE FOLLOWING-</p> <p>15CWF^{4, 7}</p> <p>Food Grade, yellow cord, 15A, no plug</p> <p>15EWF^{4, 7}</p> <p>Food Grade, yellow cord, 15A, 4 wire for EMB, no plug</p> <p>15CL715F^{4, 7}</p> <p>Food Grade, yellow cord, 15A, locking plug 277V (L7-15P)</p> <p>15CL720F^{4, 7}</p> <p>Food Grade, yellow cord, 20A, locking plug</p> <p>Other cord options available, contact factory</p>	<p>EMB^{1, 4, 8, 15}</p> <p>Emergency battery back-up. LV Only.</p> <p>QDC⁴</p> <p>Driver Quick Disconnect</p> <p>SRG⁴</p> <p>Fixture installed Surge Protector, 10kA</p> <p>WPSLV⁴</p> <p>Waterproof sleeve</p> <p>WPPLG^{4, 12}</p> <p>Waterproof plug end for cords. Plug option selected is waterproof.</p> <p>LNT^{4, 10}</p> <p>Lens Tether</p> <p>SSLCH⁴</p> <p>Stainless steel latches</p> <p>HZLOC^{15, 16}</p> <p>C1D2 and C2D2</p> <p>PC</p> <p>Chosen Lens made from Polycarbonate</p> <p>CTRLR^{4, 6, 15}</p> <p>Control Ready 5-wire harness (factory installed)</p> <p>CTRL^{4, 6, 15, 17, 18}</p> <p>Fixture installed EnOcean Control module. 120-277V Wire-in Relay, 16A, 0-10V. HV units with CTRL will have a High Voltage Transformer installed.</p>	<p>10V</p> <p>0-10V Interface (Standard)</p>

When submitting for utility incentives and rebates, please use catalog numbers

When ordering OPTIONS, separate each option with a "-". Catalog number always ends with dimming selection "10V"

Accessories

Must be ordered separately. Packaged separately.

Type	Part Number	Description
Flush Mount Bracket (2W only) ¹⁰	FM2WSS	Flush mounting bracket for 2W body only, stainless steel
Hanger (2W only) ¹⁰	VHOOK2WSS	2W body only. Kit includes two stainless steel V hangers. Order fixture with CRM mounting option.
Rigid Pendant Mount (2W only) ¹⁰	PENDSS	Rigid mounting bracket for 2W body style only. Allows for pendant mount. Qty 2 each.
45 Degree Angle Mount (2N, 4N only)	45M	45 Degree Mounting Bracket, 1 Pair (2N and 4N housings only)
Cable Kit	CABLEKIT	Kit includes two, 10ft. aircraft "Y" cables and snap hooks (one pair).
Cable Kit 2P ⁹	CABLEKIT2P	Kit includes two, 10ft. aircraft straight cables. For use with Narrow Body fixtures only, 2N and 4N. Can be used with wide body, provided V Hangers are also purchased (sold separately).
Stainless Steel Cable Kit	CABLEKITSS	Kit includes two, 10ft. aircraft "Y" cables and snap hooks (one pair). Stainless Steel.
Stainless Steel Cable Kit 2P ⁹	CABLEKIT2PSS	Kit includes two, 10ft. aircraft straight cables. For use with Narrow Body fixtures only, 2N and 4N. Can be used with wide body, provided V Hangers are also purchased (sold separately). Stainless Steel.
Stainless Steel Plate Mount	PLATESS	Includes stainless steel plate and 4 stainless steel cables for stem mounting.
Replacement Power Supply		Contact factory for details.
EnOcean Controls (for use with EnOcean control module, CTRL)		
Single Rocker	ENSR	EnOcean Control Single Rocker
Double Rocker	ENDR	EnOcean Control Double Rocker
Wall Occupancy Sensor	ENWLOCC	EnOcean Control Wall OCC
Ceiling Occupancy Sensor	ENCLOCC	EnOcean Control Ceiling OCC
Ceiling Daylight Sensor	ENDAY	EnOcean Control Daylight Sensor
Software	ENSFT	EnOcean Control Navigan Commissioning Software

End Notes

1. EMB fixture operating temperature is 32°F to 122°F (0°C to 45°C). Not to exceed Max Ambient of fixture.
2. Typical at 277V (LV) and (25°C), 4000K/5000K, Clear Lens, +/-10%. Typical CRI 80+. 3500K multiplier is 0.93. Frosted Lens multiplier is 0.98. Clear Ribbed Lens (BC) multiplier is 0.95. Frosted Ribbed Lens (BF) multiplier is 0.94.
3. Threaded rod and/or cables not included. Optional CABLEKIT2P available.
4. Optional add-on. See price list for pricing.
5. Optional CABLEKIT ordered separately. See ACCESSORIES.
6. 120-277V only.
7. All cords are 18/3 AWG, 600V, and white. Food Grade Cords 18/3 AWG (18/4 for 15EWF), SEOW/SOOW, 600V and yellow. Food grade cords have waterproof plugs.
8. Consult factory for orders requiring EMB. 12K and 6K lumen version only available in 4N chassis.
9. 2N and 4N Housing only.
10. 2W Housing only.
11. Dimensions listed are for the fixture only. See dimensional drawings for measurements with mounting hardware. Weights are approximate and vary by model, if weight is a concern, please contact factory. Weight changes when battery backup is added.
12. WPPLG not available for L-820 configuration.
13. High Voltage Step Down Transformer (HVT) utilizes the transformer and LV drivers to allow optional sensor use in HV (347-480V) applications. Increases wattage ~8%. Units using the HVT are not DLC listed. When used with 24K-2W and 30K-2W, max ambient is 35°C (95°F). The sensor will be set from the factory at 75% sensitivity and a 10-minute delay. Not available on 2N frame.
14. 3500K is not DLC listed.
15. EMB not available on HD20S-A1-30K-2W and 2N models. EMB, CTRL, CTRLR not available with C1D2.
16. C1D2 and C2D2 ratings as follows --
Class I, Division 2, Groups A, B, C, D
Class II, Division 2, Groups F, G; Class III
T5, -25°C to 40°C (-13°F to 104°F) for 18K-2W, xxK-2N and xxK-4N
T5, -25°C to 35°C (-13°F to 95°F) for 24K-2W and 30K-2W.
MWOCC not available with C1D2
17. CTRL additional accessories required for full functionality. See ACCESSORIES for available add-on options.
18. SRG (10kA protection) is standard option on all HV fixtures.

Projected Lumen Maintenance

TM-21 from initial lumens (based on 24/7 operation)

HD20S-A1-06K-2N, HD20S-A1-06K-4N

Ambient	Year 1	Year 5	Year 10	L70 (calculated)
25°C	99.91%	95.48%	90.44%	295,000 hours
40°C	99.50%	94.49%	88.57%	247,000 hours

HD20S-A1-12K-2N

Ambient	Year 1	Year 5	Year 10	L70 (calculated)
25°C	99.55%	97.70%	88.98%	256,000 hours
40°C	99.24%	93.57%	86.93%	216,000 hours

HD20S-A1-18K-2W, HD20S-A1-24K-2W

Ambient	Year 1	Year 5	Year 10	L70 (calculated)
25°C	99.44%	94.16%	87.97%	235,000 hours
40°C	99.03%	92.56%	85.07%	189,000 hours

HD20S-A1-xxK-4N

Ambient	Year 1	Year 5	Year 10	L70 (calculated)
25°C	99.44%	94.16%	87.97%	235,000 hours
40°C	99.11%	92.96%	85.80%	194,000 hours

HD20S-A1-30K-2W

Ambient	Year 1	Year 5	Year 10	L70 (calculated)
25°C	99.63%	95.09%	89.07%	274,000 hours
35°C	99.49%	94.41%	88.42%	274,000 hours

Lumen Ambient Temperature Factor

Ambient	35°C	40°C	45°C
Lumen Multiplier	0.99	0.98	0.98

Listings & Certifications

- ETL listed (UL 1598), CSA 22.2
- DesignLights™ Consortium (DLC) Premium Listed
- Suitable for wet location. Covered ceiling not required to maintain wet location listing or IP ratings
- IP65, IP66, IP67 and IP69K rated and certified to meet NSF Splash Zone 2.
- NEMA 4X rated
- EMI: Title 47 CFR 15 Class A, ICES-005
- RoHS compliant
- LM-79, LM 80 and TM-21 tests and reports are performed in accordance to IESNA standards, per TM-21
- IK07 rated

Ambient Range Operation

-25°C to 40°C (-13°F to 104°F) for [xxK-2N](#), [18K-2W](#), [24K-2W](#) and [xxK-4N](#)
 -25°C to 35°C (-13°F to 95°F) for [30K-2W](#)

Hazardous Location

Class I, Division 2, Groups A, B, C, D
 Class II, Division 2, Groups F, G; Class III

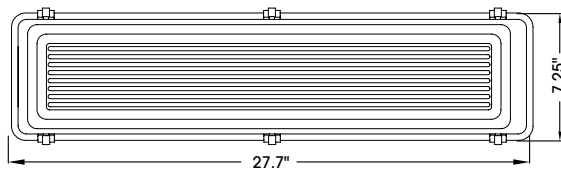
T5, -25°C to 40°C (-13°F to 104°F) for [18K-2W](#), [xxK-2N](#) and [xxK-4N](#)
 T5, -25°C to 35°C (-13°F to 95°F) for [24K-2W](#) and [30K-2W](#)

Dimensions & Drawings

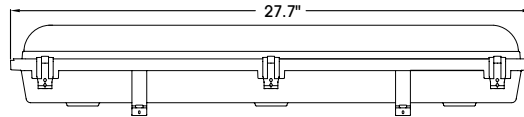
Model	Length (in)	Width (in)	Height (in)	Weight (lb)
2N	27.7	7.25	4.8	~9
4N	51.8	5.02	~14	
2W	27.3	15.2	5.9	~17

Weights are approximate and vary by model, if weight is a concern, please contact factory.

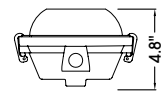
2N



TOP VIEW

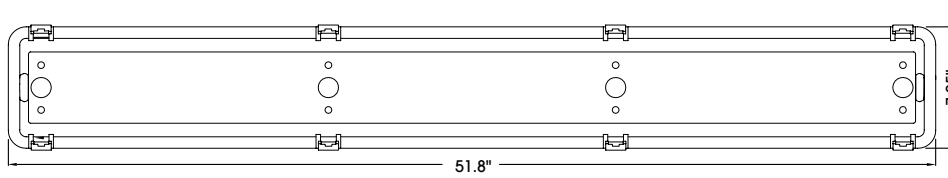


SIDE VIEW - FROSTED

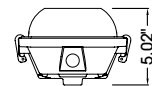


END VIEW - FROSTED

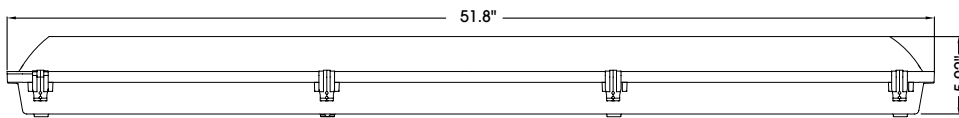
4N



TOP VIEW

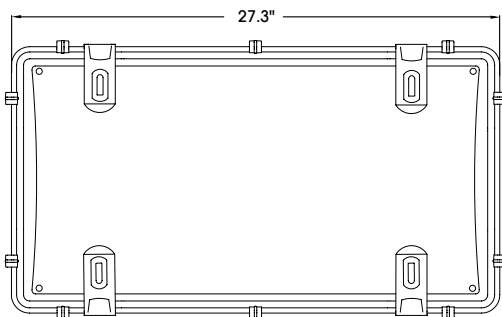


END VIEW - FROSTED

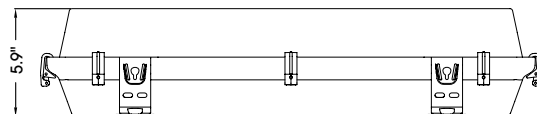


SIDE VIEW - FROSTED

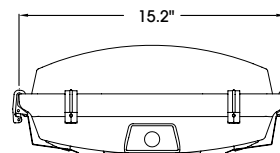
2W



TOP VIEW



SIDE VIEW



END VIEW



Flex Lighting Solutions

North America

7320 W 162nd St.
Overland Park
KS 66085, USA

(+1) 913-851-3000
lighting.tech@flex.com

EMEA

ul. Malinowska 28
83-100 Tczew
Poland

(+48) 735-908-323
lighting.emea@flex.com

Australia

359-361 City Rd
Southbank, VIC 3006
Australia

13 FLEX (133539)
lighting.au@flex.com

www.flexlightingsolutions.com

All specifications subject to change without notice. Please see www.flexlightingsolutions.com for latest information. All values are typical or design values and series averages. Actual performance may differ as a result of end-user environments and applications. Consult Flex Lighting Solutions with specific inquiries. Copyright © 2018, Flex. All rights reserved. No part of this document may be reproduced in any form without the prior written permission of Flex.